纯碱期货

CONTENTS

第一部分 纯碱现货基础知识

/ 2
/7
/ 14
/20
/24
/25
/29
/30
/34
/37

/ 41

/46

Soda Ash ! !

Na_2CO_3 105.99 k

k

35.4, 100 49.7

k

pH=11.6 k

k

k

! !

!

!

k

500-600kg/m3 1000-

1200kg/m3 k !

! ! ! ! ! k

370kg/m3

1550-2553kg/m3 k

! ! ! ! ! !

k

! ! ! !

!

!

! !

! k

! ! !

k

! ! ADC

2020 48.8% ! 45.2% ! 5.1%

0.9%



1-4

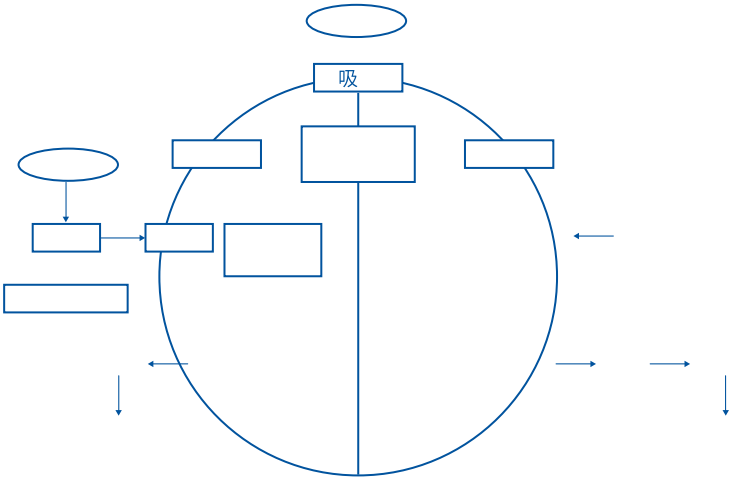
吸

1-5

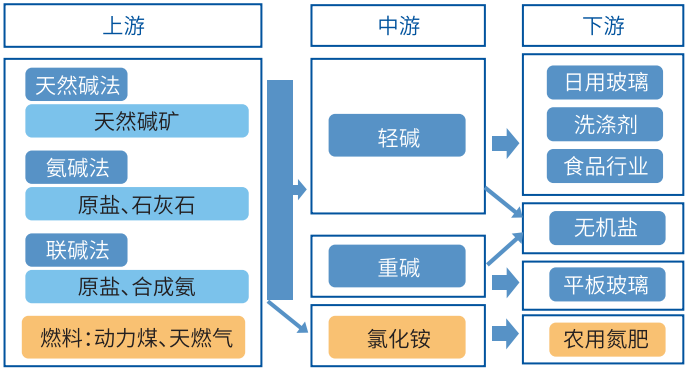
上游
中游
下游
天然碱法
天然碱矿
氨碱法
原盐、石灰石
联碱法
原盐、合成氨
燃料：动力煤、天燃气
轻碱
重碱
氯化铵
日用玻璃
洗涤剂
食品行业
无机盐
平板玻璃
农用氮肥

1917

k 1924 1949 10 1953

! ! k 90

k 2003

2020 k

2020 3317 2759.2 k

1-6 2010-2020

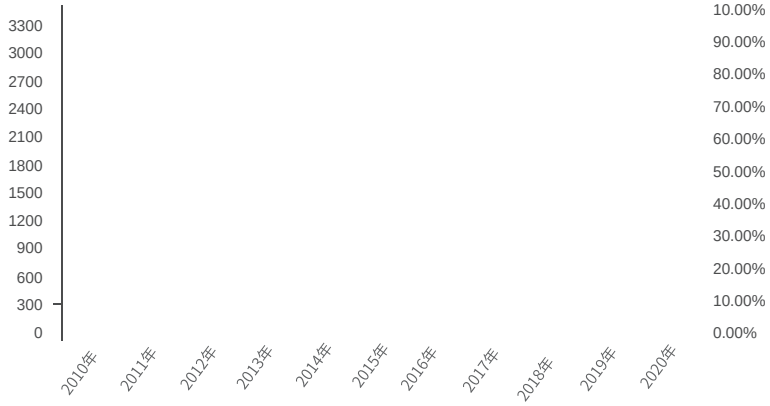

40%- 60%

80% k

k 36

! ! ! !

! ! 8

k

2020 1417 1342 k 2010-

2020 41.3% 48.7%

k

1-7 2010-2020



2020 41 k

25 60-120

! ! ! k 12

100 ! k

3 2 1 k

ADC 1 k

1-1 2020

	25	1618	48.8%	1423.2	51.6%	88.0%
	12	1499	45.2%	1163.5	42.2%	77.6%
	3	170	5.1%	143.5	5.2%	84.5%
ADC	1	30	0.9%	29	1.1%	96.7%
	41	3317	100%	2759.2	100%	83%

! k ! !

! ! k 8

580 17.5%

530 16%

500 15.1% k ! ! ! ! !

k 2020 83%

21 ! k

1-8 2020

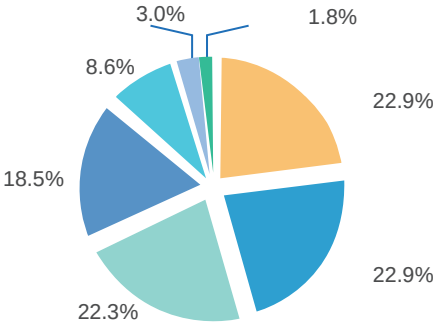

1-2 2020

		230	218	95%
		80	63	79%
		53	31	59%
		60	0	0%
		450	383	85%
		580	484	83%
		95	88	93%
		40	25	63%
		30	26	87%
		14	1.	61 #

		32.	244	64#
		/5.	/33	7/#
		26	/2	07#
		4.	3.	61#
		/23	/07	67#
		/0.	//6	76#
		0.	/.	3.#
		3..	2/2	61#
		1.	04	65#
		1.	07	75#
		11/5	0537	61#

! ! ! !

! ! ! ! 9

k

1-3

		)		
	41	3317	100%	100%
	36	3122	87.8%	94.1%
	1	25	2.4%	0.8%
	4	170	9.8%	5.1%
	13	2120	31.7%	63.9%
	32	3009	78.0%	90.7%

		)		
	11	125	26.8%	3.8%
	21	1954	51.2%	58.9%

!

k

k

7-10

k 1-2 ! k

2020 41 k 100

100 13 13 2120

63.9% 60 -90 12

790 23.8% 60 16

407 12.3% k

!

! 10.3% !

11.8% 9.9% 5.1% 35% k

1-4 2020

	340	10.3%	
	390	11.8%	
	330	9.9%	

	170	5.1%	

k

k 2020 2573 2010

36% k 1293 2010 64%

1280 2010 17%

80% k

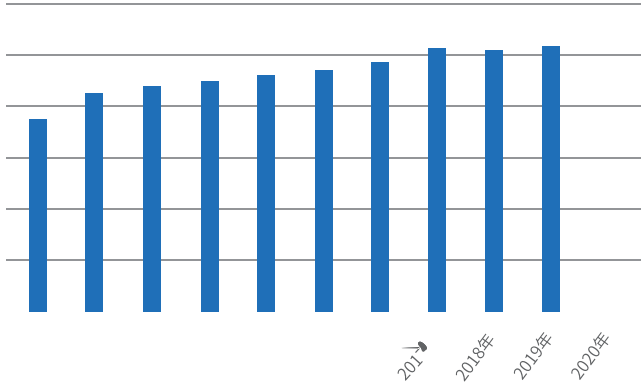

4%

96%

k

! ! !

k

! !

k

! !

k

1-10 2020

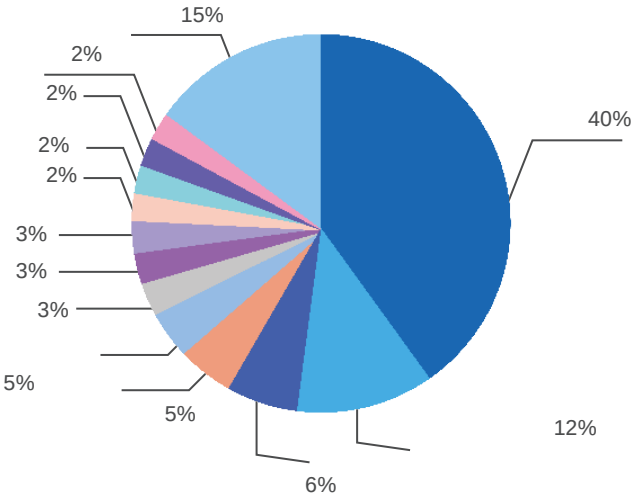

k

. 1 0.2

1000 200 k

1-5

	20%
	17%
	6%
	4%
	27%
	26%

2015 1000

k 5 2016

2017-2018

k 2019

k 2016-2020

2020 k 2020 1162

2.6% k

1-6 2020

	77.0	1.6	17.5	8.2	153.0	257.3	10.0%
	106.9	3.5	22.7	19.8	100.0	252.8	9.8%
	151.2	11.5	3.6	0.0	70.0	236.4	9.2%
	50.0	74.6	13.5	6.6	65.0	209.6	8.1%
	88.5	0.8	12.1	0.0	70.0	171.4	6.7%
	48.7	11.5	12.6	1.2	75.0	149.0	5.8%
	58.1	6.4	1.4	0.0	70.0	135.9	5.3%
	42.2	12.9	4.1	5.7	65.0	129.9	5.0%
	58.1	0.0	9.0	6.7	55.0	128.8	5.0%
	35.7	0.0	8.1	2.5	45.0	91.3	3.5%
	22.8	9.4	2.7	1.8	50.0	86.7	3.4%
	19.8	2.7	2.7	0.0	45.0	70.1	2.7%
	28.1	10.7	0.2	1.0	30.0	70.0	2.7%
	12.0	1.3	0.9	0.0	50.0	64.2	2.5%
	45.8	0.0	0.1	0.0	18.0	63.9	2.5%
	18.0	9.4	3.6	0.7	30.0	61.7	2.4%
	35.0	2.7	0.1	0.0	20.0	57.8	2.2%
	16.3	0.0	0.7	0.7	35.0	52.7	2.0%
	13.8	0.0	0.3	0.0	37.0	51.0	2.0%
	17.1	0.0	14.7	0.0	16.0	47.8	1.9%
	15.6	0.0	0.8	0.0	25.0	41.4	1.6%
	3.6	0.0	0.0	0.0	30.0	33.6	1.3%
	14.4	0.0	0.2	0.0	15.0	29.5	1.1%
	11.1	0.0	0.1	0.0	15.0	26.2	1.0%
	6.0	0.0	0.1	0.0	10.0	16.1	0.6%
	3.6	0.0	0.2	0.0	12.0	15.8	0.6%
	3.9	0.0	0.1	0.0	8.0	12.0	0.5%
	0.0	0.0	0.0	0.0	10.0	10.0	0.4%
	1003.0	159.0	131.9	55.1	1224.0	2573.0	100.0%

1-7 2020

			-		- .		- .
			- .		- .		- .
	.		- .		- .		- .
	.				- .		.
	.		- .		-		- .
	.		-		- .		- .
	.		- .		- .		- .

1-12

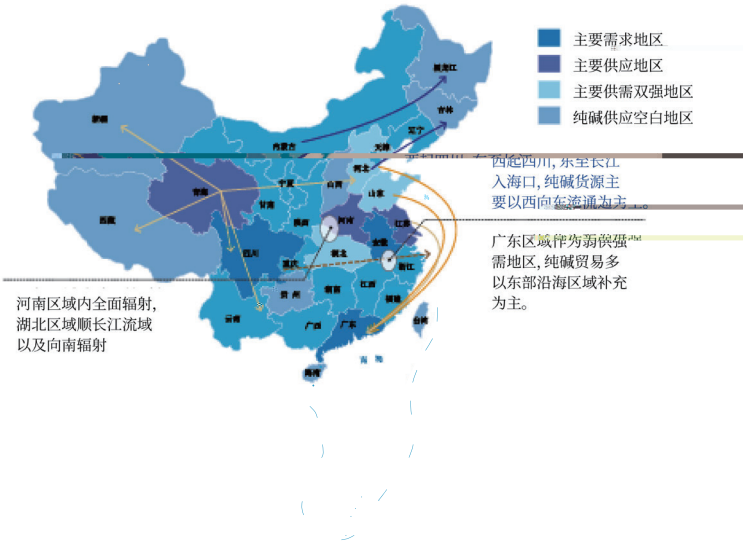
主要需求地区
主要供应地区
主要供需双强地区
纯碱供应空白地区
河南区域内全面辐射，
湖北区域顺长江流域
以及向南辐射
广东区域作为弱供强
需地区，纯碱贸易多
以东部沿海区域补充
为主。

k

! !

! ! !

k

k !

! ! ! k

k

!

k

k

k

k !

k

k

300 300 k

k

k

k

!

! !

!

! ! ! k

1-8

		1.5
	10-2000	
	≥ ≥	
	300 ≥ ≥	
	300 ≥ ≥	
	1-15	

k

k 20 90

k

k

2020 6 18

t u χ 2010 ¡

99 k

k

2007-2017

17% k

2018 5 1

17% 16% k 2019 4 1

16%

13% k

1-10

2018 5 1	17%
2018 5 1 2019 3 31	16%
2019 4 1	13%

2009 3 27 t

u 2009 4 1

0% 9% k 2018 10 22 t

u 9%

10% k

1-11

2009 4 1	0%
2009 4 1 2018 10 31	9%
2018 11 1	10%

180- 200 /

18- 20 /

k

!

! ! ! !

k

k

2-1

	20 /
	/
	1 /
	± 4%
	5
	1-12
	9:00-11:30 1:30-3:00
	10

	13
	SA

— + +

k

1.

k

2.

!

k

k

k k

k

k

k ! k

k

k

3.

!

k

2-2

2101				13754517598
2102				13393319789
2103				16631068899
0317				13733496388
2104				13545832288
2111				13503205091
2112				18602713315
0103				13473782071
1509				13783570172
2114				15926094411

t

1 u GB/T 210.1-2004 II

NaCl

≤ 0.6% k k

k

!

! !

k

k

! !

k

k

k

k

13

k

! ! !

k

1. t u 15 k

2.

t u k t u !

! k

k

90 k

k 500 500

500 k k

5

k

3.

k

k

k

k

k

2 k

1 ! 3 ! 5 ! 7 ! 9 ! 11 15

15 k

!

k

! ! ! k

k

t u

k

!

k

3

k

!

k

( ) k

k

k

k

k

k

t

u

150 150

k

! ! !

k

®4% k

k k

15 5%

16

10% 20% k

2-3

	/3	/4	
	3#	/.#	0.#

,

1. 15

≥ 20

10% <20

k

2-4

15

	0.	0. . . .
	0.	Ó / . #

2. 16

4000 k

3. 800

0 k

2020 7 27 !

!

!

k 2020 8 25

! !

k

2021 4 9 !

k

! 20 /

! ! ! !

! k 2020 4 29

! k !

t u

k

k

k

3-2

/ /

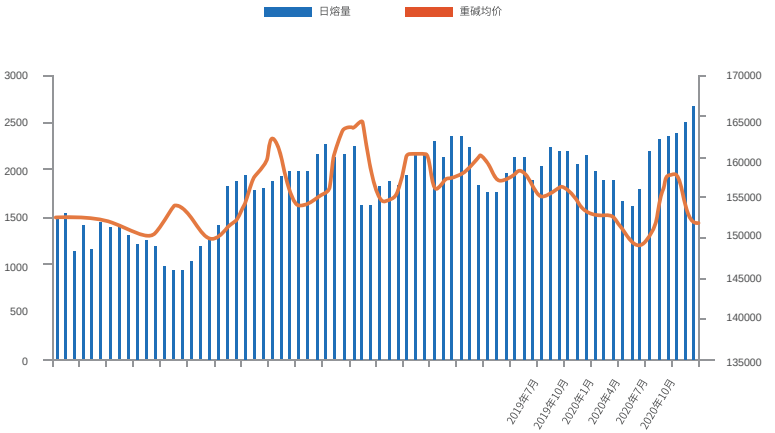

2015-2020

k ! !

k

!

k

3-3 2015-2020

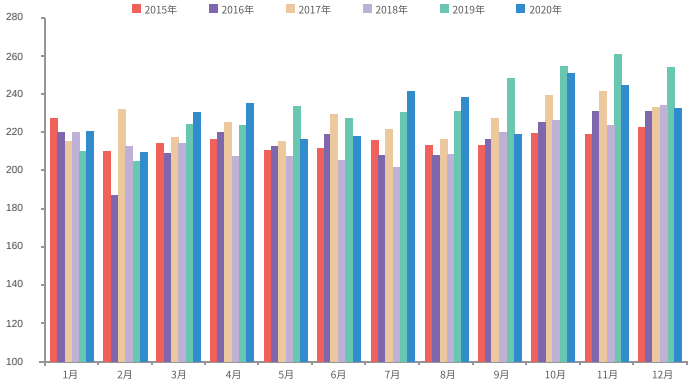

k

k

!

k

k

k

k

1 1.1

1300

k

k

!

k 2019 3 23

240

1000 k 2021 4 7

k

7.09 k 860

780 /

80 / k ! !

! k

k

! ! k

k !

k

k

!

! ! !

k k

!

!

k

k

3-1

	0./4	0./5	0./6	0./7	0.0.
	075.	1.13	1.7/	1025	11/5
	0366,1	05/3,5	0360,3	06.1,4	0537,0
	/1,30	/2,21	07,14	/6,46	13,41
	0/.	0..	00.	/33	05.
	06/0	071.	0610	0755	1.43
	02/0	0336	0317	0342	0351
	/73,.	/30,1	/15,7	/21,3	/15,6
	04.5,.	05/.,1	0454,7	05.5,3	05/.,6
	0..	00.	/33	05.	132

k

! k

1.

k

! k

k

k

k

2.

k

k

k

k

3.

k

k

k k

k

k

1.

k

2.

k

k

3.

! !

k

让实体看见方向，

助经济稳健运行。